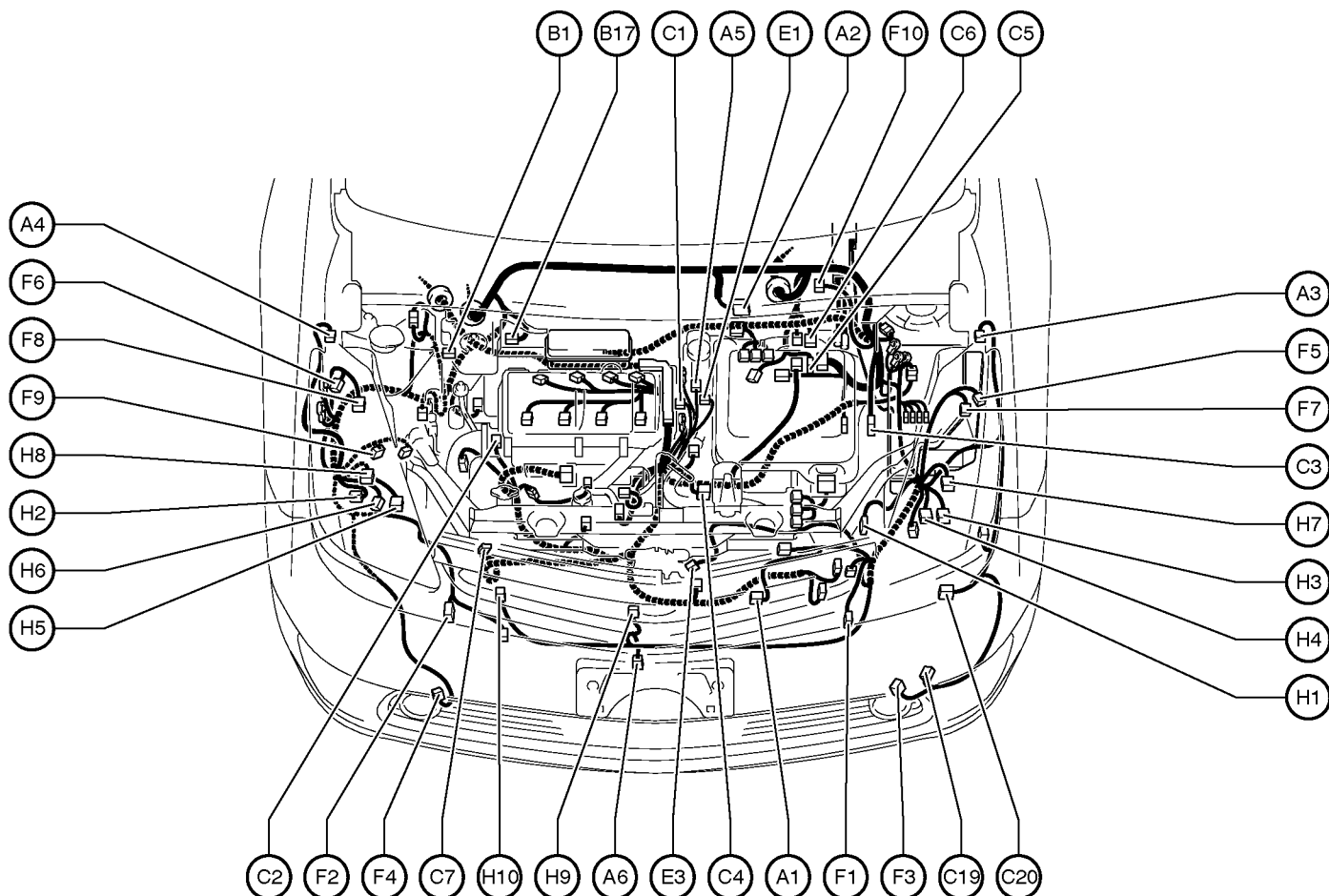


G ELECTRICAL WIRING ROUTING

Position of Parts in Engine Compartment



A 1 A/C Condenser Fan Motor
 A 2 ABS & BA & TRAC & VSC Actuator
 A 3 ABS Speed Sensor Front LH
 A 4 ABS Speed Sensor Front RH
 A 5 Air Fuel Ratio Sensor (Bank 1 Sensor 1)
 A 6 Ambient Temp. Sensor

B 1 Brake Fluid Level Warning SW
 B17 Brake Master Stroke Simulator Cylinder Assembly

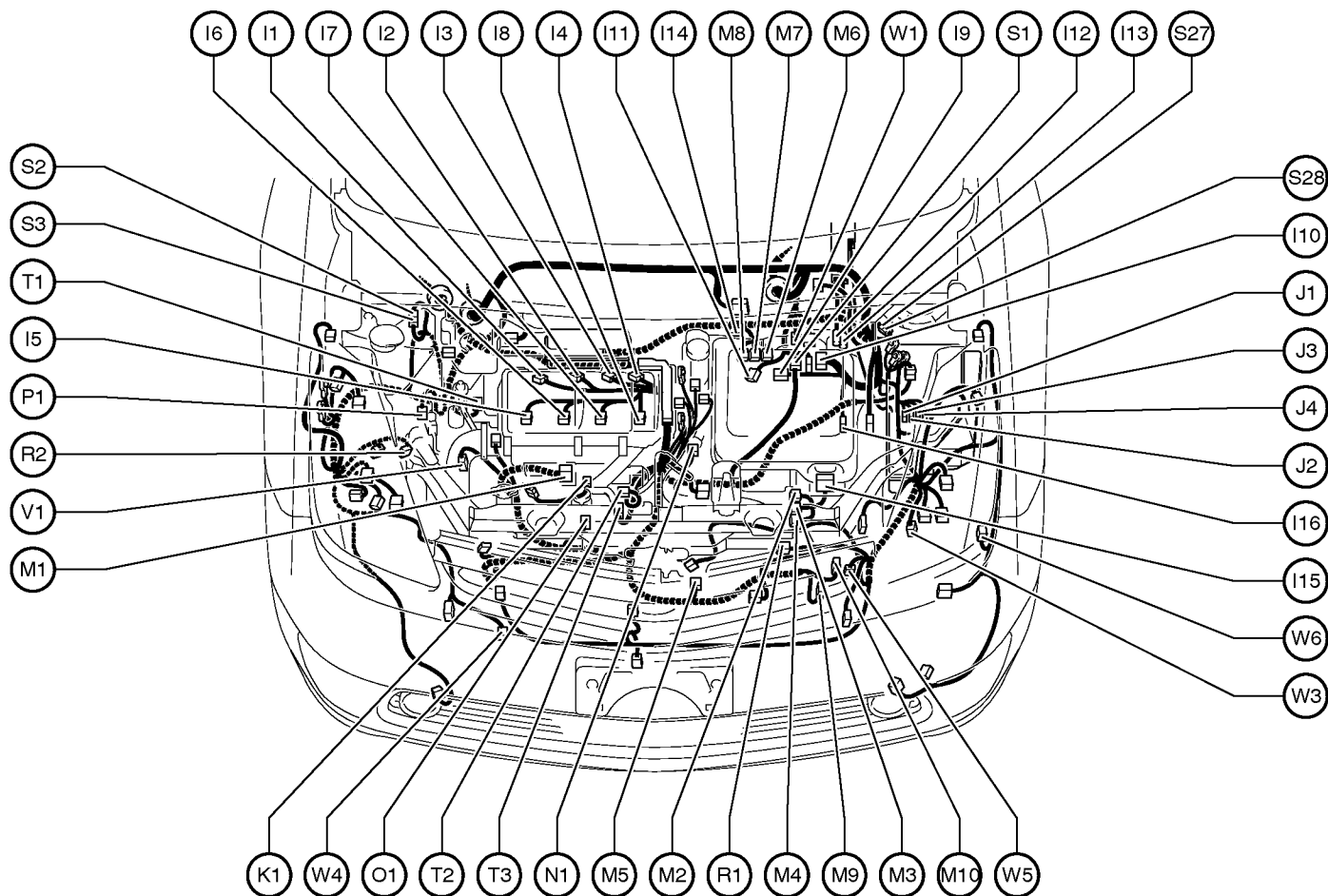
C 1 Camshaft Position Sensor
 C 2 Camshaft Timing Oil Control Valve
 C 3 Circuit Breaker Sensor
 C 4 Compressor Assembly (Motor)
 C 5 Converter
 C 6 Converter
 C 7 Crankshaft Position Sensor
 C19 Coolant Heat Storage Tank Outlet Temp. Sensor
 C20 Coolant Heat Storage Water Pump

E 1 Engine Coolant Temp. Sensor
 E 3 Engine Hood Courtesy SW

F 1 Front Airbag Sensor LH
 F 2 Front Airbag Sensor RH
 F 3 Front Fog Light LH
 F 4 Front Fog Light RH
 F 5 Front Side Marker Light LH
 F 6 Front Side Marker Light RH
 F 7 Front Turn Signal Light LH
 F 8 Front Turn Signal Light RH
 F 9 Front Washer Motor
 F 10 Front Wiper Motor

H 1 Headlight Beam Level Control Actuator LH
 H 2 Headlight Beam Level Control Actuator RH
 H 3 Headlight Assembly LH
 H 4 Headlight Assembly LH
 H 5 Headlight Assembly RH
 H 6 Headlight Assembly RH
 H 7 Headlight LH
 H 8 Headlight RH
 H 9 Horn (High)
 H10 Horn (Low)

Position of Parts in Engine Compartment



I 1 Ignition Coil and Igniter No.1
 I 2 Ignition Coil and Igniter No.2
 I 3 Ignition Coil and Igniter No.3
 I 4 Ignition Coil and Igniter No.4
 I 5 Injector No.1
 I 6 Injector No.2
 I 7 Injector No.3
 I 8 Injector No.4
 I 9 Inverter
 I 10 Inverter
 I 11 Inverter
 I 12 Inverter
 I 13 Inverter
 I 14 Inverter
 I 15 Inverter
 I 16 Inverter

J 1 Junction Connector
 J 2 Junction Connector
 J 3 Junction Connector
 J 4 Junction Connector

K 1 Knock Sensor (Bank 1)

M 1 Mass Air Flow Meter
 M 2 Motor Generator No.1
 M 3 Motor Generator No.1
 M 4 Motor Generator No.1
 M 5 Motor Generator No.1
 M 6 Motor Generator No.2
 M 7 Motor Generator No.2

M 8 Motor Generator No.2
 M 9 Motor Generator No.2
 M10 Motor Generator No.2

N 1 Noise Filter (Ignition)

O 1 Oil Pressure SW

P 1 Pressure SW

R 1 Radiator Fan Motor

R 2 Rear Washer Motor

S 1 Shift Control Actuator

S 2 Short Connector

S 3 Short Connector

S27 Short Connector (Water Pump)

S28 Short Connector (Water Pump)

T 1 Theft Deterrent Horn

T 2 Throttle Control Motor

T 3 Throttle Position Sensor

V 1 VSV (EVAP)

W 1 Water Pump Motor (A/C)

W 3 Water Pump Motor (Inverter)

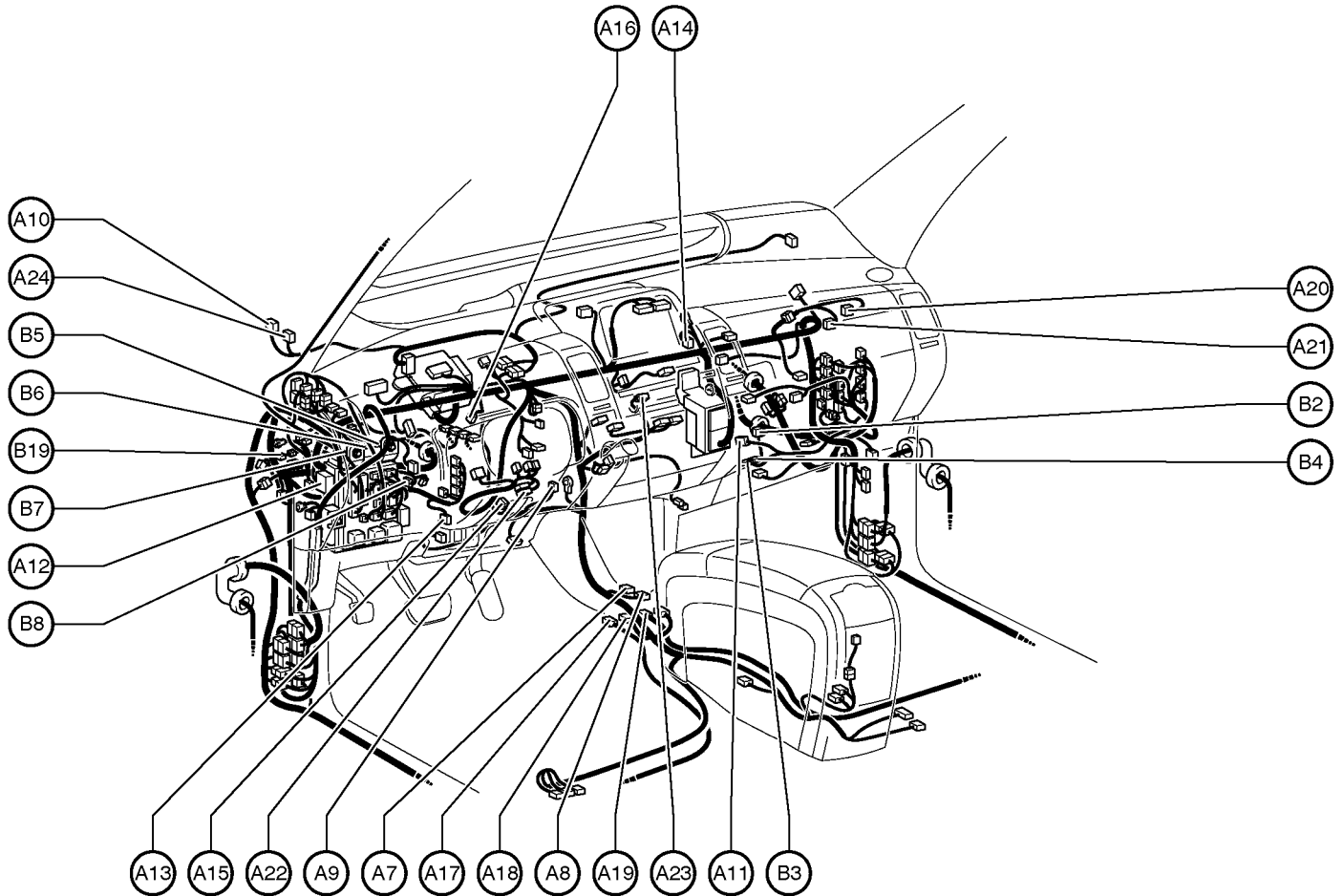
W 4 Water Temp. SW

W 5 Water Valve

W 6 Wireless Door Lock Buzzer

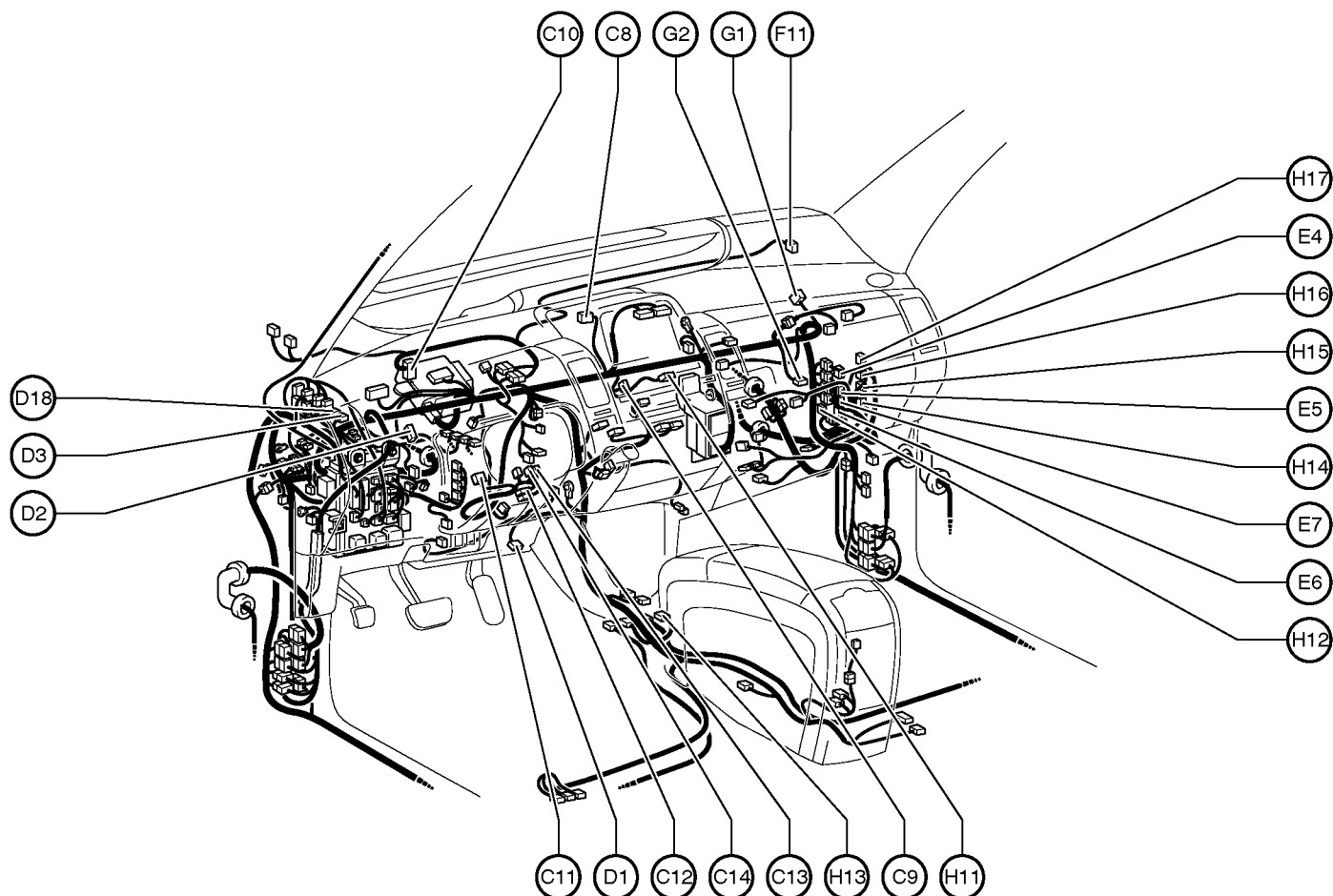
G ELECTRICAL WIRING ROUTING

Position of Parts in Instrument Panel



- | | |
|---------------------------------------------------------|-------------------------------|
| A 7 A/C Control Assembly | B 2 Blower Motor |
| A 8 A/C Control Assembly | B 3 Blower Motor Controller |
| A 9 A/C Room Temp. Sensor | B 4 Blower Motor Controller |
| A10 A/C Solar Sensor | B 5 Body ECU |
| A11 A/C Thermistor | B 6 Body ECU |
| A12 ACC Relay | B 7 Body ECU |
| A13 Accel Position Sensor | B 8 Brake Pedal Stroke Sensor |
| A14 Air Inlet Control Servo Motor | B19 Brake Actuator Resistor |
| A15 Air Mix Control Servo Motor | |
| A16 Air Vent Mode Control Servo Motor | |
| A17 Airbag Sensor Assembly | |
| A18 Airbag Sensor Assembly | |
| A19 Airbag Sensor Assembly | |
| A20 Airbag Squib (Front Passenger Airbag Assembly No.1) | |
| A21 Airbag Squib (Front Passenger Airbag Assembly No.2) | |
| A22 Airbag Squib (Steering Wheel Pad) | |
| A23 Antenna Amplifier | |
| A24 Automatic Light Control Sensor | |

Position of Parts in Instrument Panel



C 8 Center Speaker
 C 9 Clock
 C10 Combination Meter
 C11 Combination SW
 C12 Combination SW
 C13 Combination SW
 C14 Combination SW

D 1 Data Link Connector 3
 D 2 Daytime Running Light Relay
 D 3 Diode (Daytime Running Light)
 D18 Diode (Rear Wiper)

E 4 Engine Control Module
 E 5 Engine Control Module
 E 6 Engine Control Module
 E 7 Engine Control Module

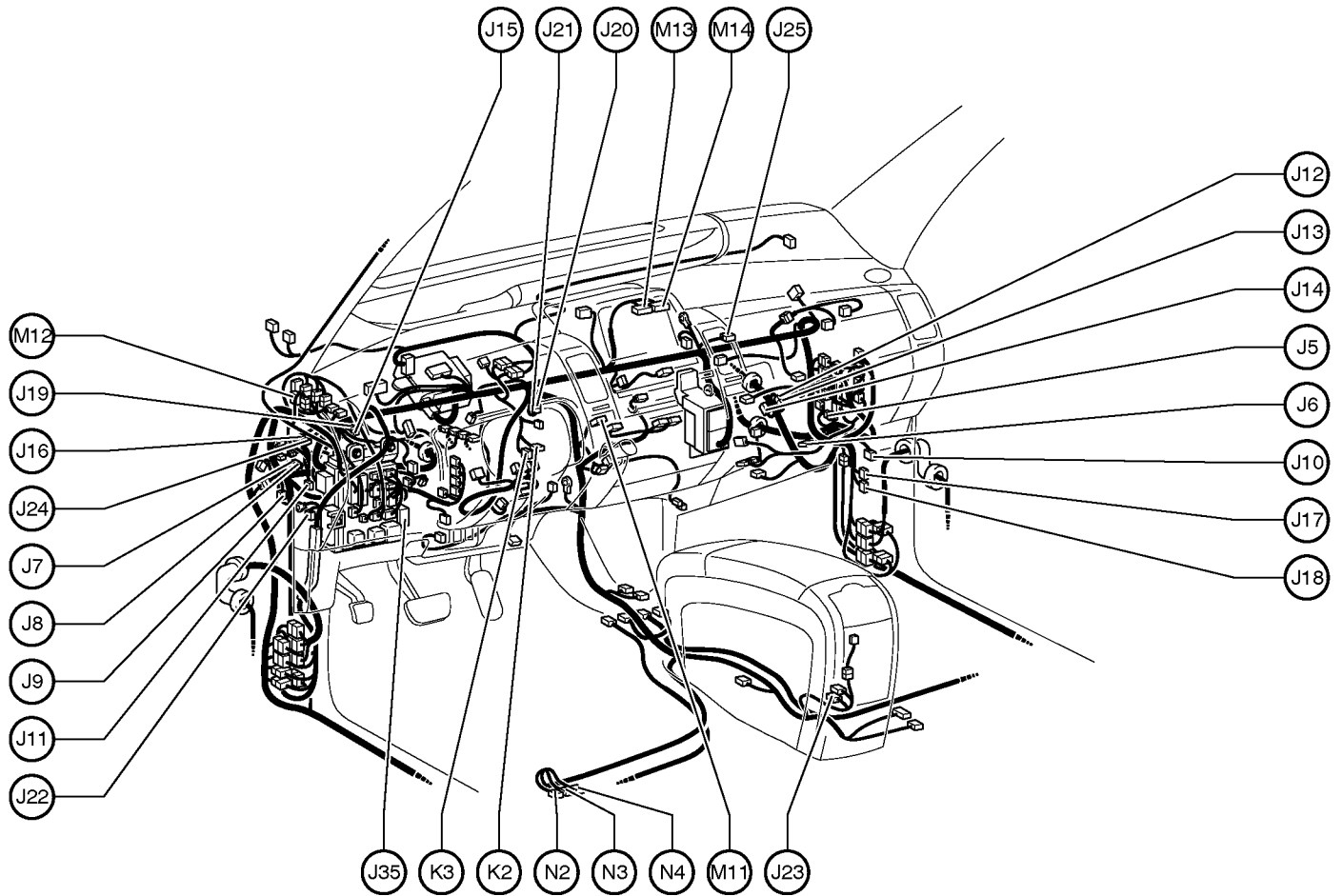
F 11 Front Passenger Seat Belt Warning Light

G 1 Gateway ECU
 G 2 Glove Box Light

H11 Hazard SW
 ODO/TRIP SW
 H12 Headlight Beam Level Control ECU
 H13 Heated Oxygen Sensor (Bank 1 Sensor 2)
 H14 Hybrid Vehicle Control ECU
 H15 Hybrid Vehicle Control ECU
 H16 Hybrid Vehicle Control ECU
 H17 Hybrid Vehicle Control ECU

G ELECTRICAL WIRING ROUTING

Position of Parts in Instrument Panel



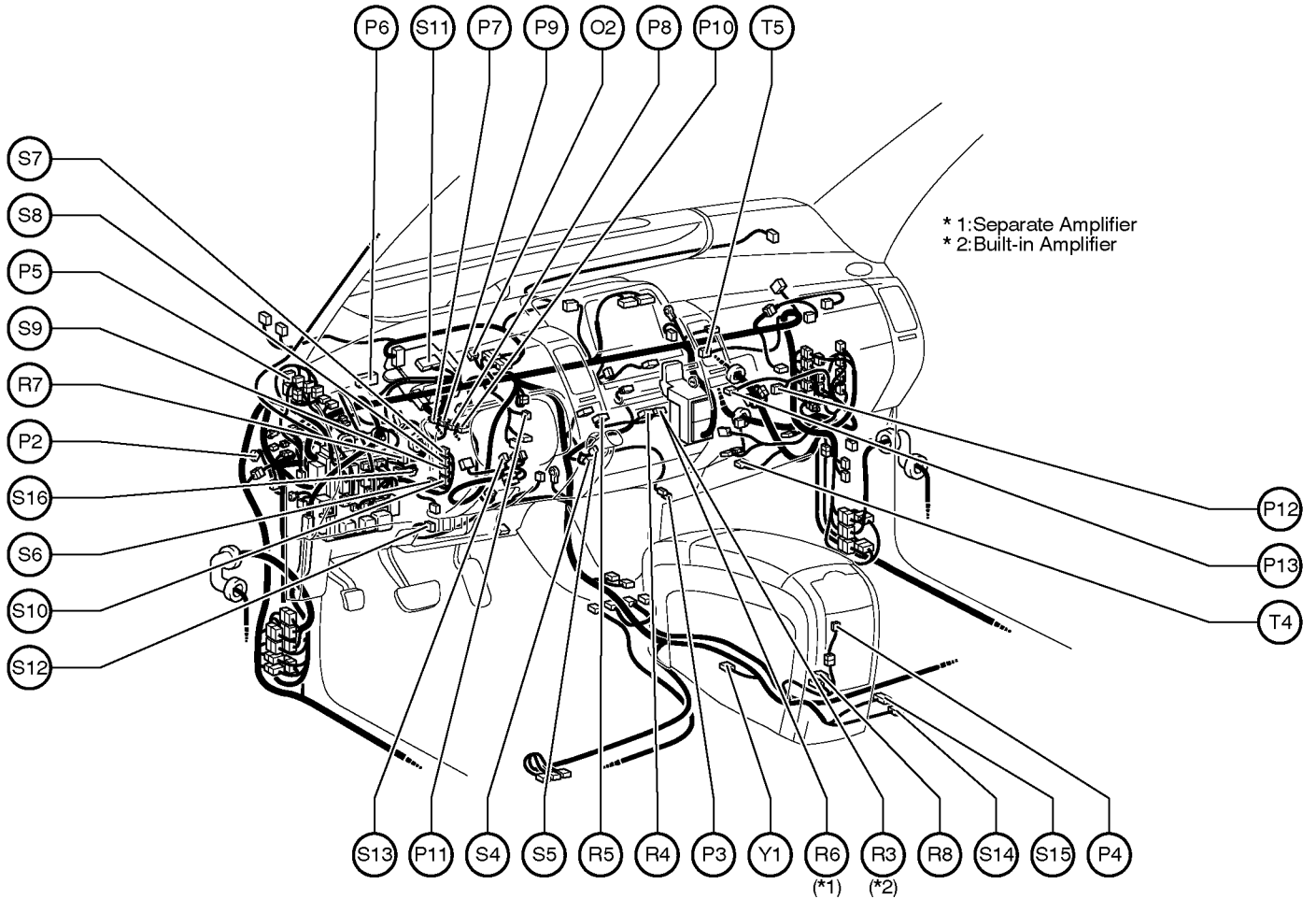
J 5 Junction Connector
 J 6 Junction Connector
 J 7 Junction Connector
 J 8 Junction Connector
 J 9 Junction Connector
 J 10 Junction Connector
 J 11 Junction Connector
 J 12 Junction Connector
 J 13 Junction Connector
 J 14 Junction Connector
 J 15 Junction Connector
 J 16 Junction Connector
 J 17 Junction Connector
 J 18 Junction Connector
 J 19 Junction Connector
 J 20 Junction Connector
 J 21 Junction Connector
 J 22 Junction Connector
 J 23 Junction Connector
 J 24 Junction Connector
 J 25 Junction Connector
 J 35 Junction Connector

K 2 Key Slot
 K 3 Key Slot

 M11 Main SW
 M12 Mirror Heater Relay
 M13 Multi-Display
 M14 Multi-Display

 N 2 Navigation ECU
 N 3 Navigation ECU
 N 4 Navigation ECU

Position of Parts in Instrument Panel



O 2 Option Connector (Glass Breakage Sensor)

P 2 Parking Brake SW
 P 3 Power Outlet No.1
 P 4 Power Outlet No.2
 P 5 Power Outlet Relay
 P 6 Power Source Control ECU
 P 7 Power Steering ECU
 P 8 Power Steering ECU
 P 9 Power Steering Motor
 P10 Power Steering Torque Sensor
 P 11 Power SW
 P12 PTC Heater
 P13 PTC Heater

R 3 Radio and Player
 R 4 Radio and Player
 R 5 Radio and Player
 R 6 Radio and Player
 R 7 Rheostat
 R 8 Room Oscillator

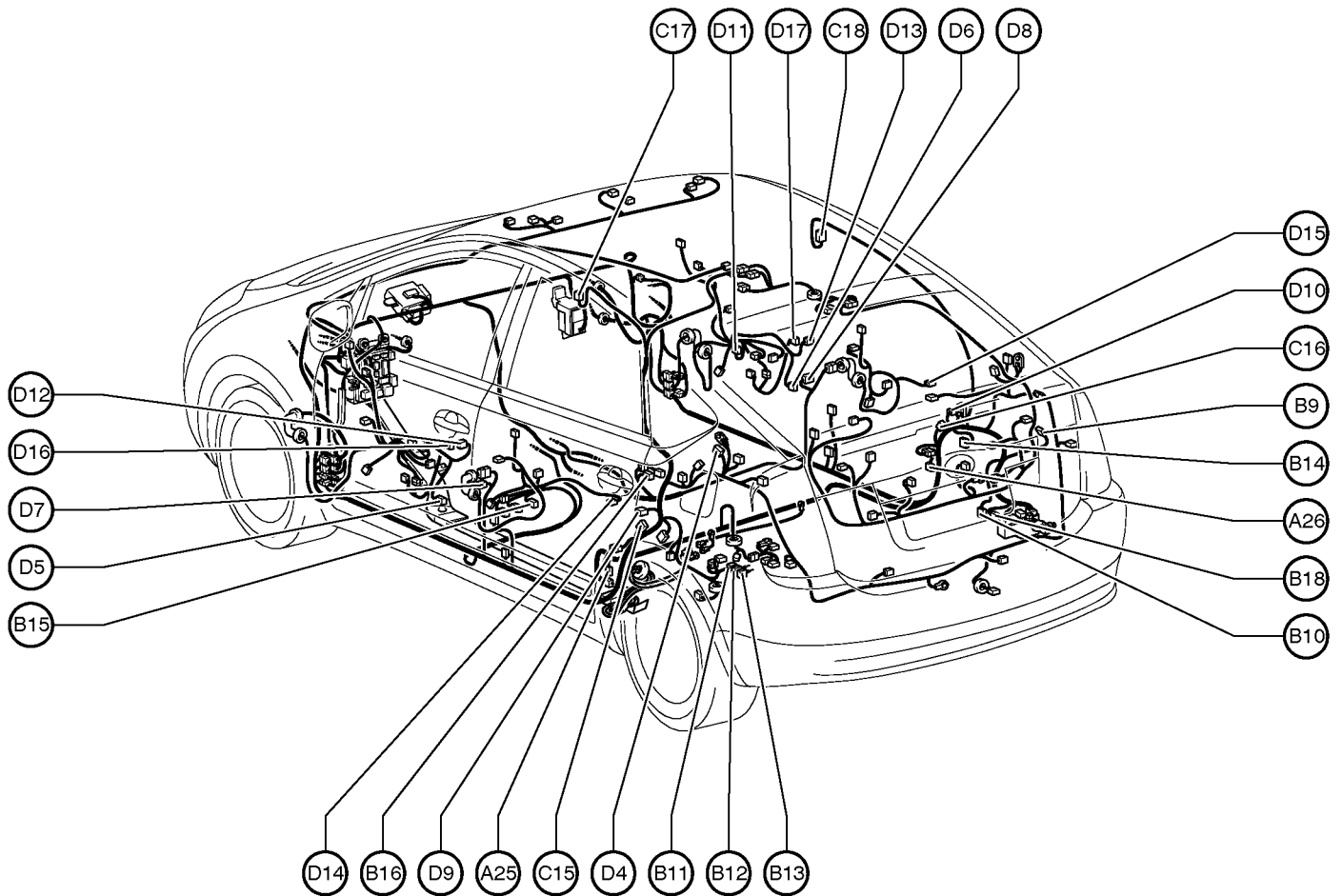
S 4 Shift Lever Position Sensor
 S 5 Shift Lever Position Sensor
 S 6 Skid Control Buzzer
 S 7 Skid Control ECU
 S 8 Skid Control ECU
 S 9 Skid Control ECU
 S10 Skid Control ECU
 S11 Smart Key ECU
 S12 Smart Key System Cancel SW
 S13 Steering Sensor
 S14 Stereo Component Amplifier
 S15 Stereo Component Amplifier
 S16 Stop Light SW

T 4 Transmission Control ECU
 T 5 Transponder Key Computer

Y 1 Yaw Rate Sensor

G ELECTRICAL WIRING ROUTING

Position of Parts in Body



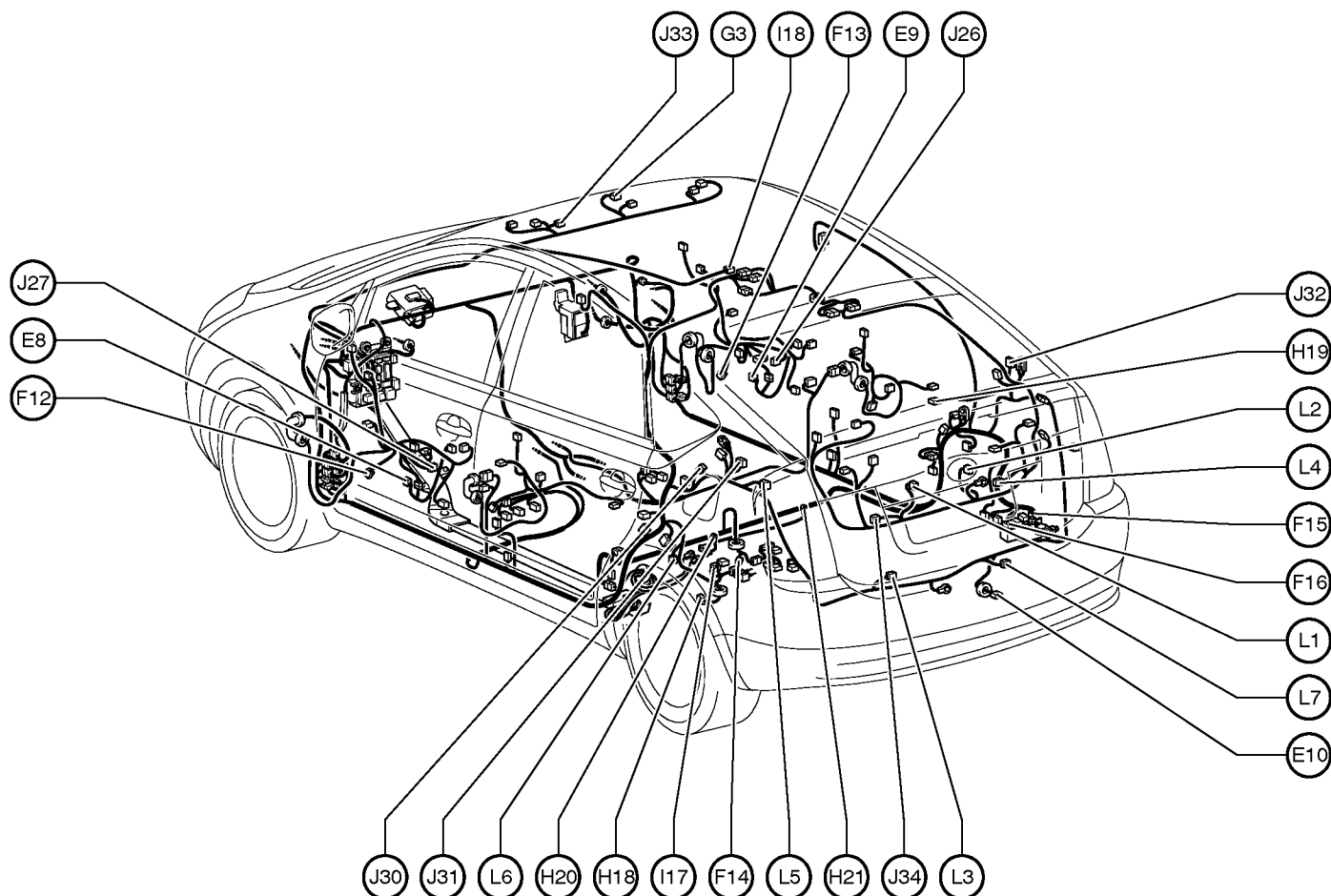
A25 ABS Speed Sensor Rear LH
A26 ABS Speed Sensor Rear RH

B 9 Battery Blower Motor
B10 Battery Blower Motor Controller
B11 Battery ECU
B12 Battery ECU
B13 Battery ECU
B14 Battery Fan Relay
B15 Buckle SW Front LH
B16 Buckle SW Front RH
B18 Brake Control Power Supply

C15 Curtain Shield Airbag Sensor LH
C16 Curtain Shield Airbag Sensor RH
C17 Curtain Shield Airbag Squib LH
C18 Curtain Shield Airbag Squib RH

D 4 Door Control Receiver
D 5 Door Courtesy Light Front LH
D 6 Door Courtesy Light Front RH
D 7 Door Courtesy SW Front LH
D 8 Door Courtesy SW Front RH
D 9 Door Courtesy SW Rear LH
D10 Door Courtesy SW Rear RH
D11 Door Lock Control SW Front RH
D12 Door Lock Motor Front LH
Door Unlock Detection SW Front LH
D13 Door Lock Motor Front RH
Door Unlock Detection SW Front RH
D14 Door Lock Motor Rear LH
Door Unlock Detection SW Rear LH
D15 Door Lock Motor Rear RH
Door Unlock Detection SW Rear RH
D16 Door Oscillator Front LH (w/ Sensor)
D17 Door Oscillator Front RH (w/ Sensor)

Position of Parts in Body



E 8 Electrical Key Antenna (Driver's Side)
 E 9 Electrical Key Antenna (Front Passenger's Side)
 E 10 Electrical Key Antenna (Luggage Compartment Door)

F 12 Front Door Speaker LH
 F 13 Front Door Speaker RH
 F 14 Fuel Pump
 Fuel Sender
 F 15 Fusible Link Block
 F 16 Fusible Link Block

G 3 Garage Door Opener
 Inner Mirror

H 18 Height Control Sensor
 H 19 High Mounted Stop Light
 H 20 Hybrid Vehicle Battery
 H 21 Hybrid Vehicle Battery

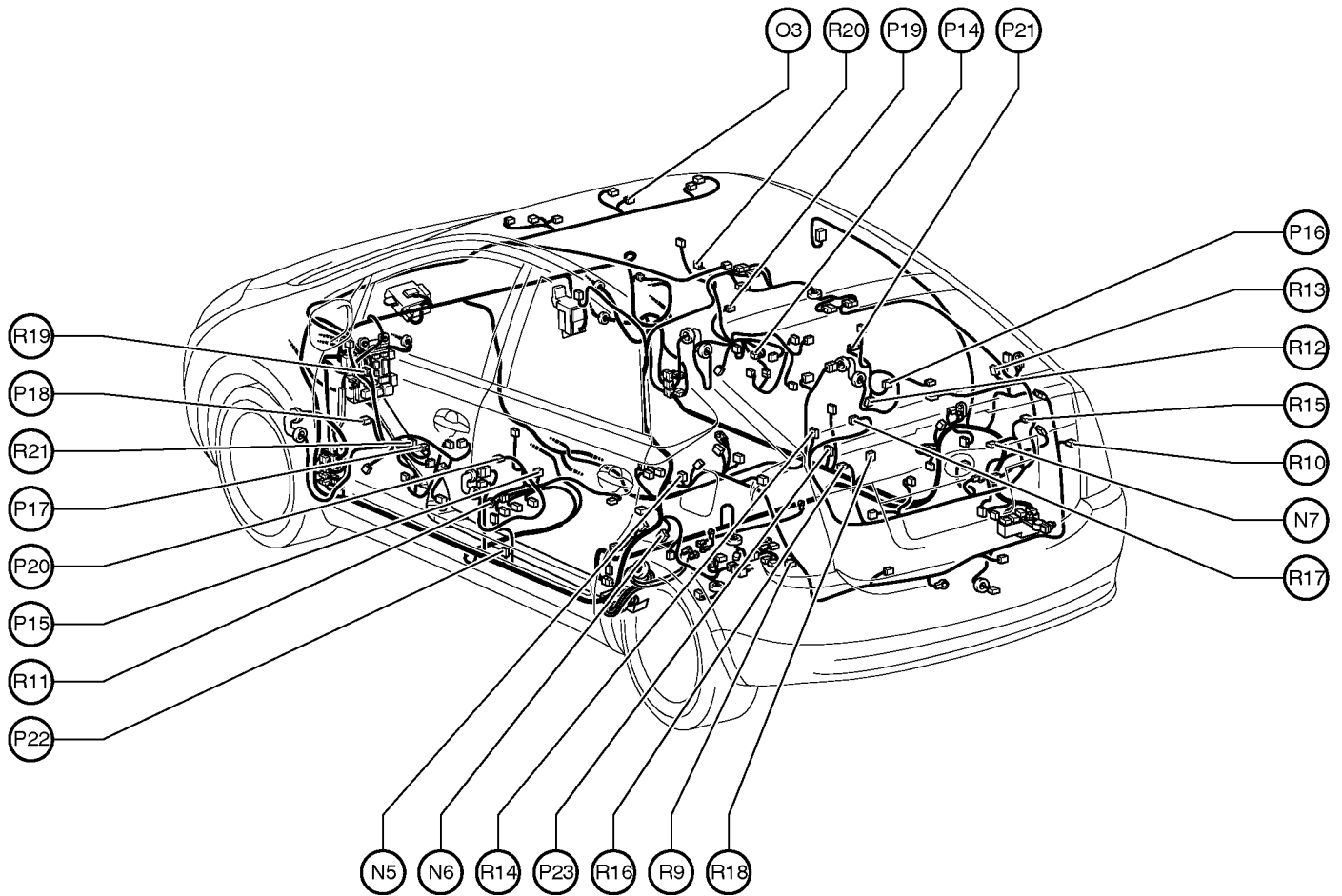
I 17 Inter Lock SW
 I 18 Interior Light

J 26 Junction Connector
 J 27 Junction Connector
 J 30 Junction Connector
 J 31 Junction Connector
 J 32 Junction Connector
 J 33 Junction Connector
 J 34 Junction Connector

L 1 License Plate Light LH
 L 2 License Plate Light RH
 L 3 Luggage Compartment Courtesy SW
 Luggage Compartment Door Opener Motor
 L 4 Luggage Compartment Door Lock SW
 Luggage Compartment Door Opener SW
 L 5 Luggage Compartment Light
 L 6 Luggage Oscillator (Inner)
 L 7 Luggage Oscillator (Outer)

G ELECTRICAL WIRING ROUTING

Position of Parts in Body



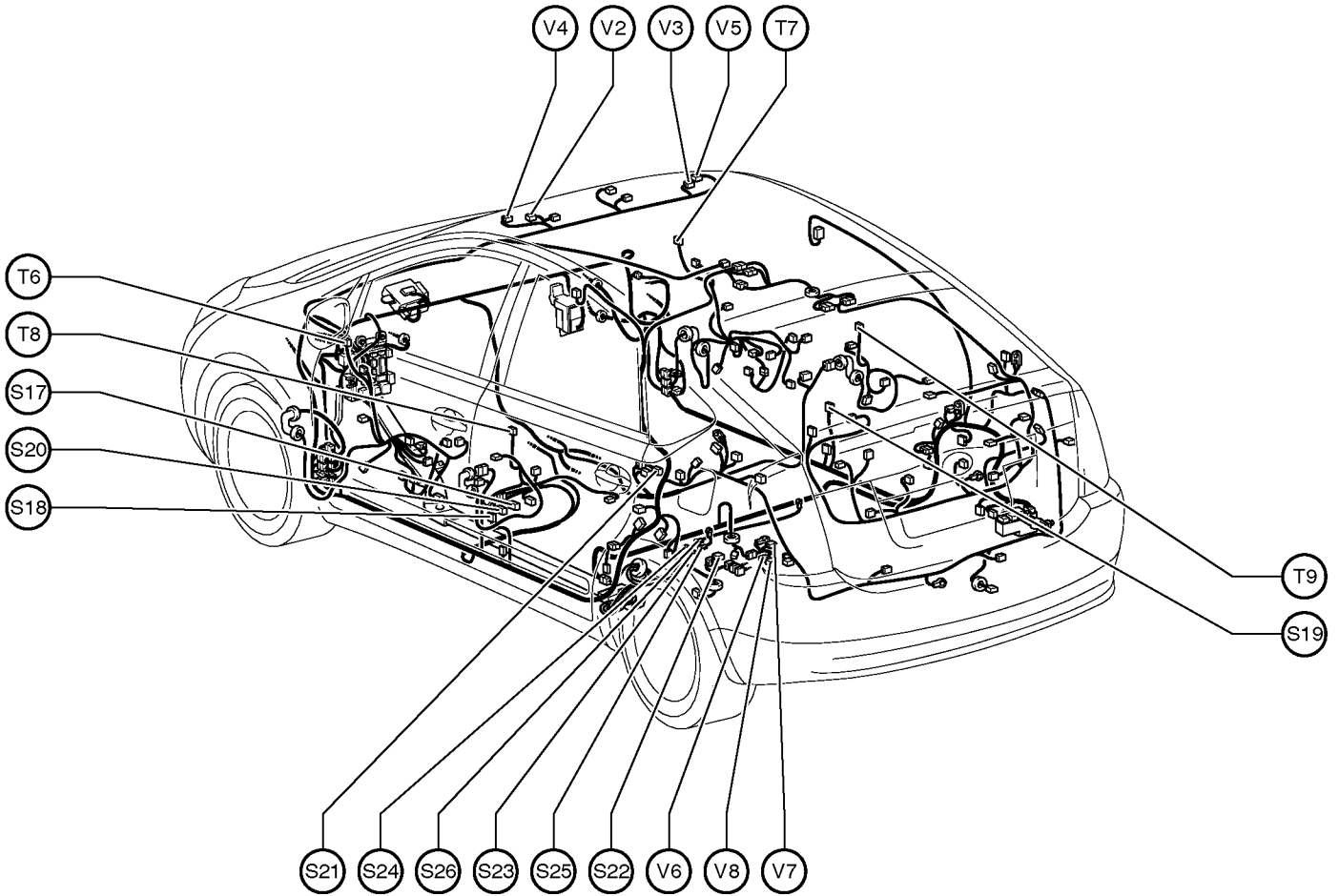
N 5 Noise Filter (High Mounted Stop Light)
 N 6 Noise Filter (Rear Window Defogger)
 N 7 Noise Filter (Rear Window Defogger)

O 3 Overhead J/B

P 14 Power Window Control SW Front RH
 P 15 Power Window Control SW Rear LH
 P 16 Power Window Control SW Rear RH
 P 17 Power Window Master SW
 P 18 Power Window Motor Front LH
 P 19 Power Window Motor Front RH
 P 20 Power Window Motor Rear LH
 P 21 Power Window Motor Rear RH
 P 22 Pretensioner LH
 P 23 Pretensioner RH

R 9 Rear Combination Light LH
 R 10 Rear Combination Light RH
 R 11 Rear Door Speaker LH
 R 12 Rear Door Speaker RH
 R 13 Rear Window Defogger
 R 14 Rear Window Defogger
 R 15 Rear Window Defogger
 R 16 Rear Window Defogger
 R 17 Rear Wiper Motor
 R 18 Rear Wiper Relay
 R 19 Mirror Heater LH
 Remote Control Mirror LH
 R 20 Mirror Heater RH
 Remote Control Mirror RH
 R 21 Remote Control Mirror SW

Position of Parts in Body



S17 Seat Position Airbag Sensor
 S18 Side Airbag Sensor LH
 S19 Side Airbag Sensor RH
 S20 Side Airbag Squib LH
 S21 Side Airbag Squib RH
 S22 System Main Relay
 S23 System Main Relay
 S24 System Main Relay
 S25 System Main Relay
 S26 System Main Relay

T 6 Tweeter Front LH
 T 7 Tweeter Front RH
 T 8 Tweeter Rear LH
 T 9 Tweeter Rear RH
 V 2 Vanity Light LH
 V 3 Vanity Light RH
 V 4 Vanity Light SW LH
 V 5 Vanity Light SW RH
 V 6 Vapor Pressure Sensor
 V 7 VSV (Canister Closed Valve)
 V 8 VSV (Purge Flow Switching Valve)